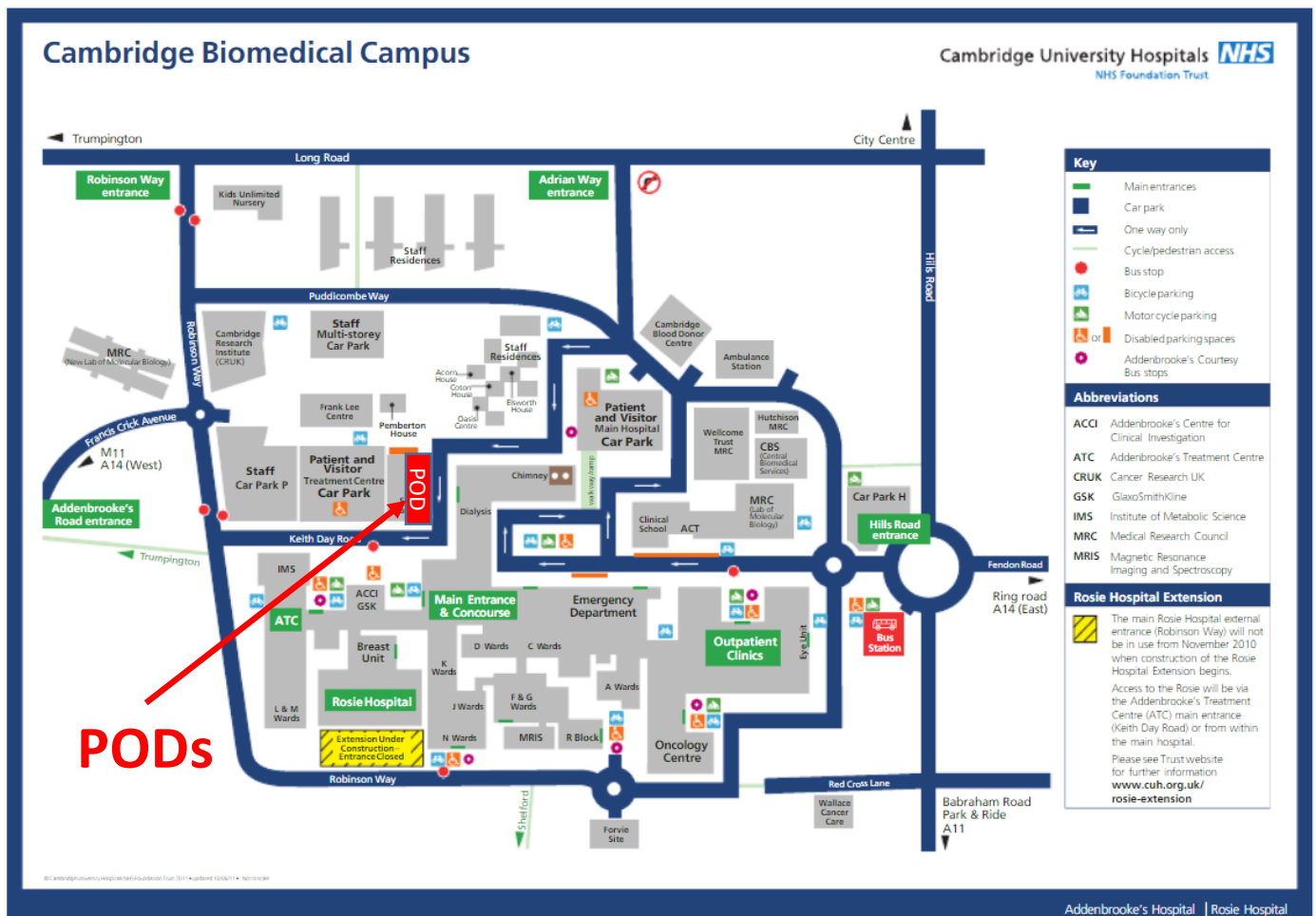


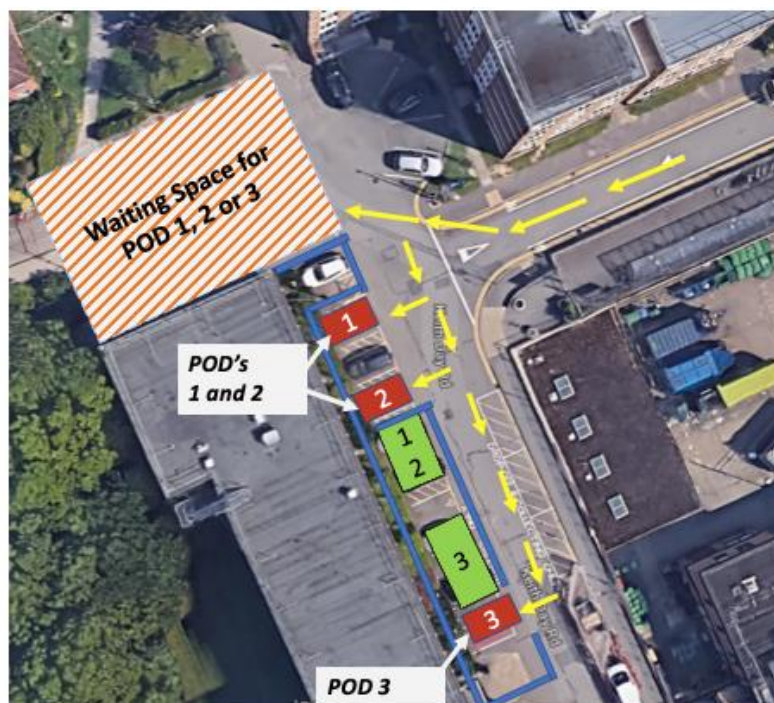
Instructions for arriving at the CUH PODs for a COVID swab

Please do not arrive more than 5 minutes before your allotted appointment time.



The Pods are located between the back entrance to the mrc the hospital and the Frank Lee Centre.

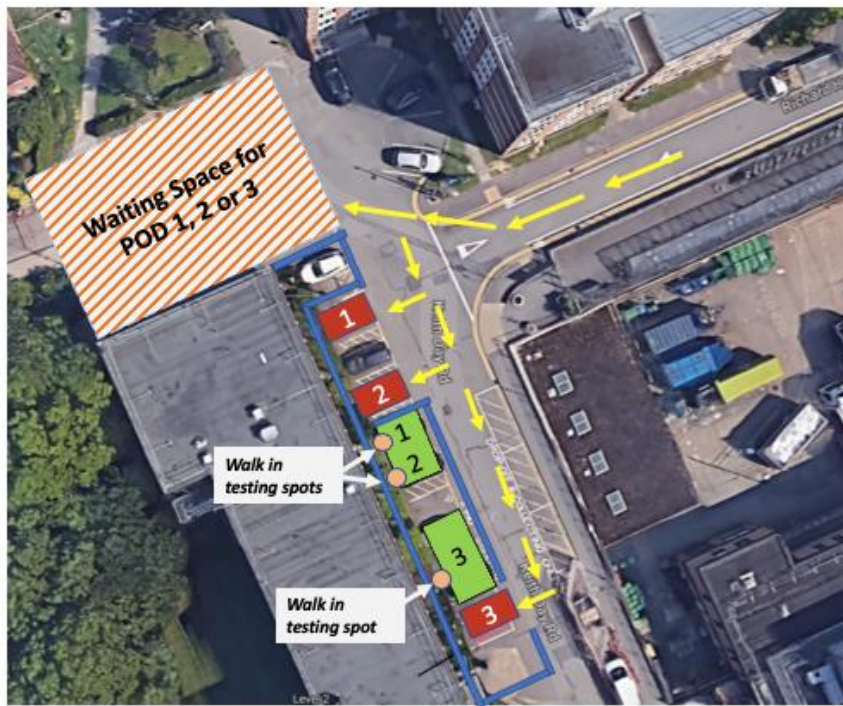
a) For those arriving by car



ARRIVING BY CAR

- 1 You will be allocated to POD 1, 2 or 3.
- 2 Please drive up to S2 PODS and drive into the allotted parking space
- 3 If there is a car already in your allotted POD please do not park in the neighbouring POD, but around the corner in the bays labelled 'Waiting Space for POD 1, 2 or 3.
- 4 Once the previous car has left your allocated testing POD space please drive in there.
- 5 You will be handed your swab kit with instructions
- 6 Once you have placed your sample in the collection bin provided you will be free to drive away.

b) For those arriving by foot / bike



ARRIVING BY FOOT

- 1 You will be allocated to POD 1, 2 or 3.
- 2 Please follow signage to your allocated POD. If there is already someone at your allocated POD station please wait in the POD parking area until they have left.
- 3 Stand in front of the mirror and follow the swabbing instructions
- 4 Once you have placed your sample in the collection bin provided, and disposed of all other equipment please follow the exit signs to leave. Please wait until there is a clear path free from other people to do so.