

Cambridge *innovation* in numbers

The Cambridge Cluster

There are currently...

4,700+

knowledge intensive firms



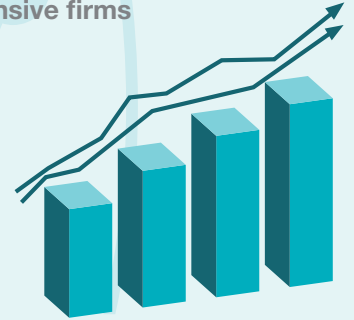
61,100+

people employed by knowledge intensive firms



£12.3bn

in total turnover of knowledge intensive firms



3rd

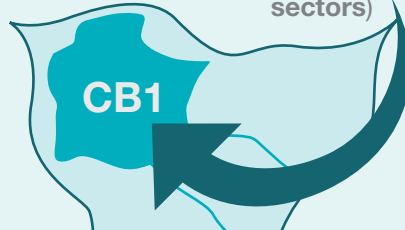
most successful

University innovation ecosystem in the world (MIT Skoltech Initiative Report, 2014)



29%

of people work in the knowledge intensive sectors)




341.1

patent applications published per 100,000 residents

Highest in the UK and more than the next four cities combined

690+

knowledge intensive services companies



560+

high-tech manufacturing companies



420+

life science and healthcare companies



3000+

information technology and communication companies



The University

11,500+

people employed directly by the University



University expenditure of **£1,807m**



University income of **£1,870m**

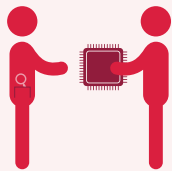
96

Cambridge affiliates have been awarded the Nobel Prize since 1904



1,700+

researchers supported by Cambridge Enterprise (the University's knowledge and technology transfer office)



19,200+

students at the University of Cambridge



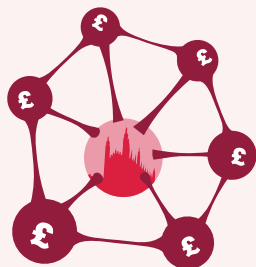
87%

of submissions deemed world leading or internationally excellent in research according to the 2014 Research Excellence Framework (REF)




£1.6bn

in follow-on funding raised by University of Cambridge spin-outs in the Cambridge Enterprise portfolio since 1995



97.5%

...the 5-year survival rate of Cambridge Enterprise portfolio companies*



£112.3m

in translational research funding won with the support of Cambridge Enterprise, 2011-17



260+

firms founded by Cambridge University Computer Lab alumni



91.1%

Cambridge recent leavers are in employment or full-time study, no matter the degree. A further 5.43% are travelling or not looking for work



This information has been collated from the MIT Skoltech Initiative Report (June 2014, 180/11/14), University of Cambridge Annual Report 2017, Research Excellence Framework 2014 (Results and Submissions), University of Cambridge Faculty of Computer Science and Technology Annual Report 2016-17, University of Cambridge Careers Service Annual Report 2016 (2015 data), * companies incorporated in the 10-year period from 01.01.2003 – 31.12.2012, Cambridge Enterprise 2018, Cambridge Ahead Cluster Map (January 2018), the Centre for Cities Outlook (2018), University of Cambridge Facts and Figures (2018), www.cam.ac.uk/research/research-at-cambridge/nobel-prize-winners.

Figures are based on information available at the time of printing – January 2018